



lumini Solucoes em Iluminacao LTDA
www.lumini.com.br
Email:laboratorio@lumini.com.br
Tel:+55 11 3437-5555 Fax:+55 11 3437-5555
Address:Rua Ferreira Viana, 716 - Socorro - São Paulo/SP

lumini

LumCAT:

Luminaire: rod w1

LampCAT: modulo led 2W 30K irc 90

Ballast type: led driver 700mA

Report No:

Voltage(V): 125.0000

Test No:

Current(A): 0.0400

Number of Lamps: 1

Power (W): 5.0000

Lamp flux(lm): 240.0

PF: 0.0000

Length(mm): 31

Width(mm): 31

Phm Type: C

Height(mm): 0

Photometric Results

Lumens(lm): 120.63, Efficiency(%): 50.26% , Luminous Efficacy(lm/W): 24.13

Central intensity(cd): 294.408, Maximum intensity(cd): 294.408

Angle of maximum intensity: C=0.0 γ =0.0

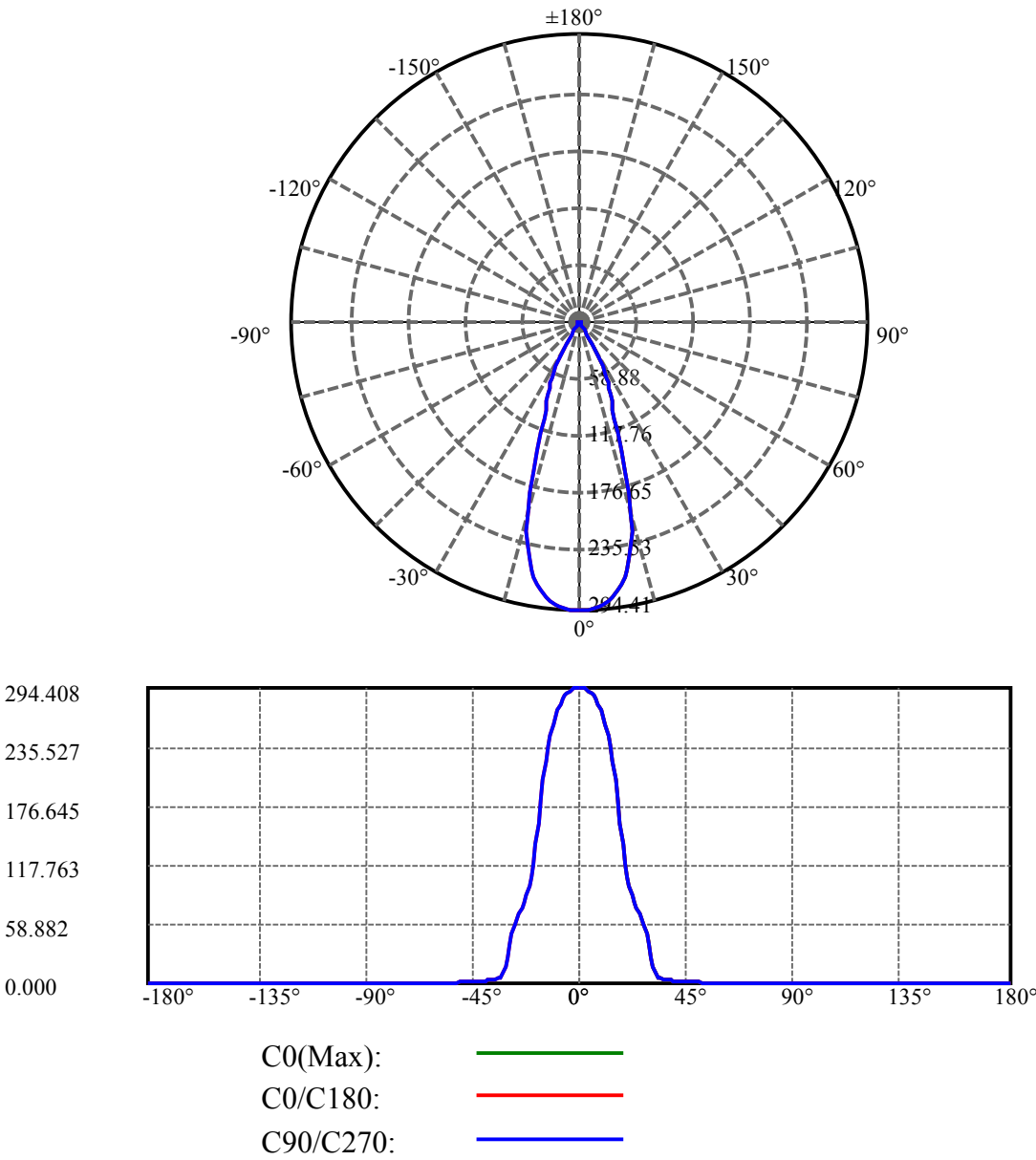
Beam angle of C0 plane : 35.20

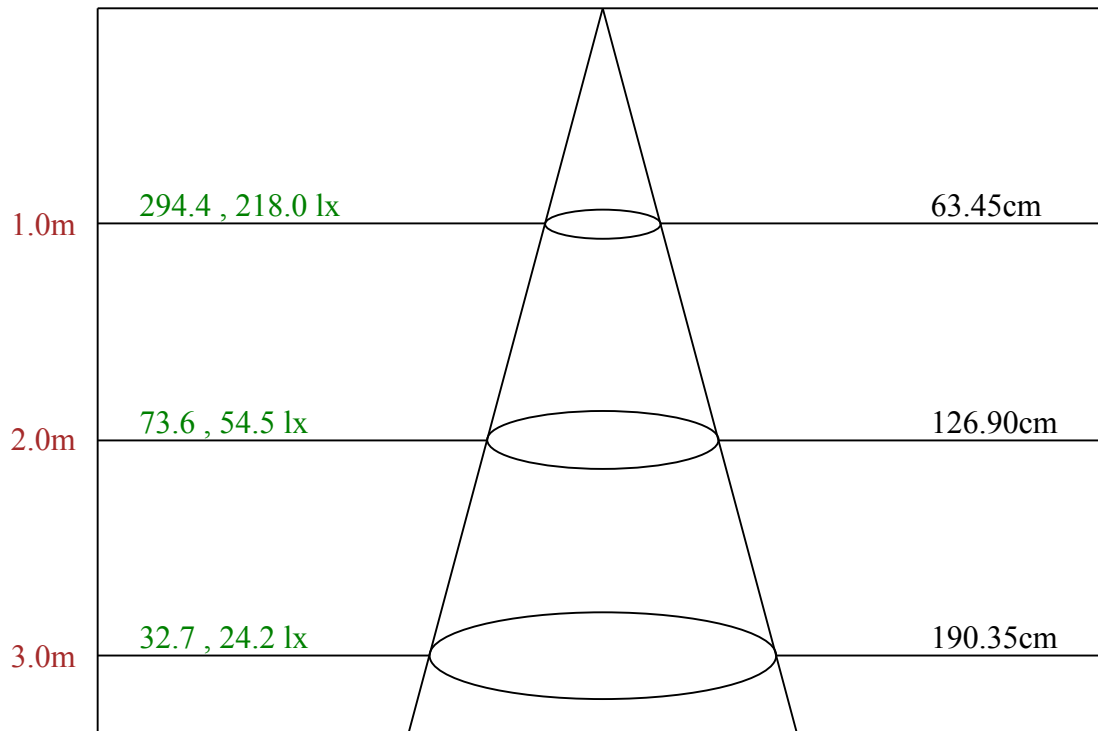
Aveage BeamAngle(IEC 61341):35.20

Equipment: equipamento lumini
Temperature(°C): 25.0

Date: 16/12/2024
Humidity(%): 74.0%

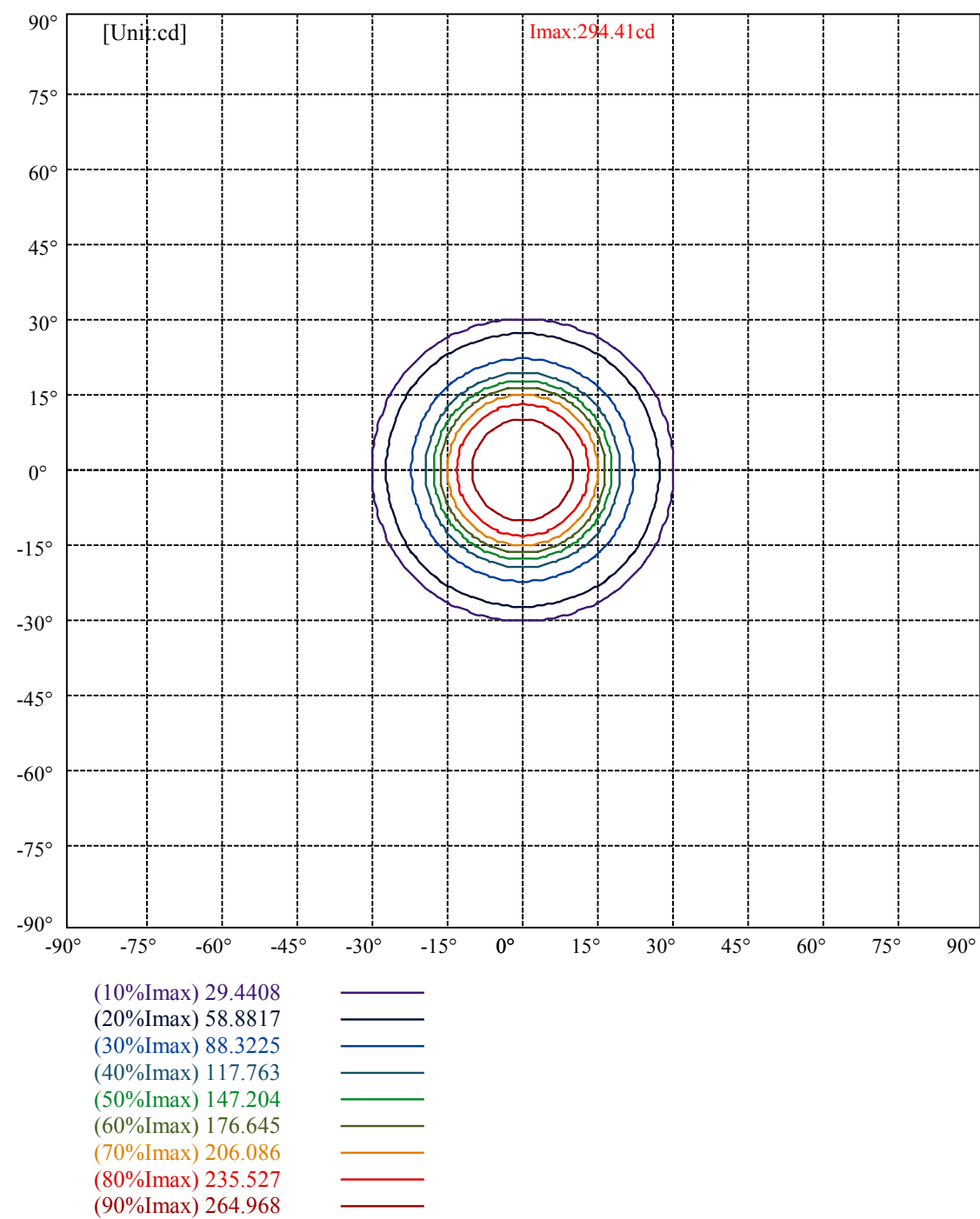
Operator: 01
Distance(m): 6.90





Max , Ave

Beam angle of C0 plane 35.20



lumini

Luminance Limiting Curve(no luminous side)

Appendix Page: 5 Total:6

Luminance Table

γ	45	50	55	60	65	70	75	80	85
C0	3372	2226	1220	1189	1275	1467	1818	2354	4690
C45	3372	2226	1220	1189	1275	1467	1818	2354	4690
C90	3372	2226	1220	1189	1275	1467	1818	2354	4690

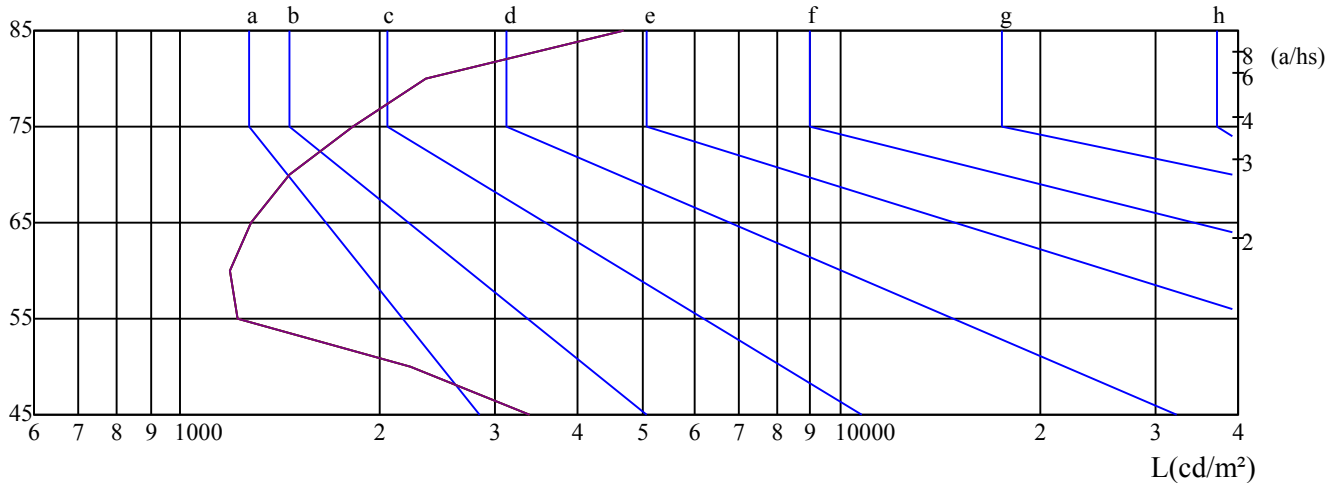
L(Hor)(65)	L(Ver)(65)	L45(65)	L(Hor)(75)	L(Ver)(75)	L45(75)	L(Hor)(85)	L(Ver)(85)	L45(85)
1275	1275	1275	1818	1818	1818	4690	4690	4690

Glare Table

Glare	Quality	Service Values Illuminance(lx)							
1.15	A	2000	1000	500	≤ 300				
1.5	B		2000	1000	500	≤ 300			
1.85	C			2000	1000	500	≤ 300		
2.2	D				2000	1000	500	≤ 300	
2.55	E					2000	1000	500	≤ 300
		a	b	c	d	e	f	g	h

Luminance Limiting Curve

$\gamma(^{\circ})$



C0 ———

C45 ———

C90 ———

Equipment: equipamento lumini
Temperature($^{\circ}$ C): 25.0

Date: 16/12/2024
Humidity(%): 74.0%

Operator: 01
Distance(m): 6.90

Illumination assessment according UGR											
Rf of Ceiling	70	70	50	50	30	70	70	50	50	30	
Rf of Wall	50	30	50	30	30	50	30	50	30	30	
Rf of Floor	20	20	20	20	20	20	20	20	20	20	
Room dimensions		Viewed crosswise					Viewed endwise				
X	Y										
2H	2H	5.98	6.88	6.39	7.24	7.62	6.51	7.41	6.91	7.77	8.14
	3H	6.73	7.53	7.16	7.92	8.32	7.18	7.99	7.61	8.37	8.78
	4H	7.35	8.09	7.79	8.50	8.92	7.82	8.57	8.27	8.97	9.39
	6H	8.36	9.04	8.82	9.46	9.91	8.70	9.38	9.16	9.80	10.26
	8H	8.92	9.57	9.38	10.00	10.46	9.20	9.85	9.66	10.28	10.74
	12H	9.68	10.29	10.15	10.73	11.21	9.90	10.51	10.37	10.96	11.43
4H	2H	6.02	6.76	6.46	7.16	7.59	6.49	7.24	6.94	7.64	8.06
	3H	7.06	7.69	7.53	8.13	8.60	7.45	8.07	7.92	8.51	8.99
	4H	8.02	8.56	8.50	9.03	9.53	8.42	8.96	8.90	9.43	9.93
	6H	9.27	9.75	9.79	10.25	10.75	9.53	10.00	10.04	10.50	11.00
	8H	10.02	10.46	10.55	10.96	11.49	10.22	10.66	10.75	11.16	11.69
	12H	11.00	11.41	11.53	11.90	12.48	11.15	11.56	11.68	12.05	12.62
8H	4H	8.39	8.84	8.92	9.34	9.86	8.73	9.17	9.26	9.67	10.20
	6H	9.94	10.30	10.48	10.82	11.38	10.13	10.49	10.67	11.01	11.57
	8H	10.93	11.23	11.50	11.79	12.34	11.07	11.37	11.64	11.93	12.48
	12H	12.19	12.42	12.77	12.98	13.55	12.29	12.52	12.87	13.07	13.65
12H	4H	8.50	8.90	9.03	9.40	9.97	8.82	9.23	9.35	9.72	10.29
	6H	10.20	10.50	10.77	11.06	11.61	10.38	10.68	10.95	11.24	11.79
	8H	11.29	11.52	11.87	12.08	12.65	11.41	11.64	11.99	12.20	12.77
Variation with the observer position at spacings:											
S = 1.0H		2.0/-1.7					2.0/-1.7				
S = 1.5H		2.5/-1.5					2.5/-1.5				
S = 2.0H		3.0/-1.3					3.0/-1.3				
Standard tables:		BKBF					BKBF				
Uncorrected UGR		-5.1					-5.1				

依据CIE Publ. 117 计算 UGR, S/H = 0.25